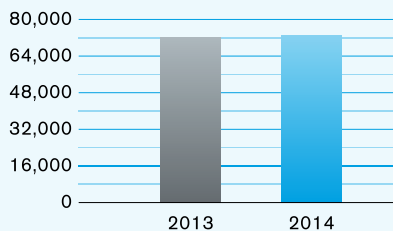


Financial Statements Highlights - Bank

Gross Income

(Rs. Mn.)



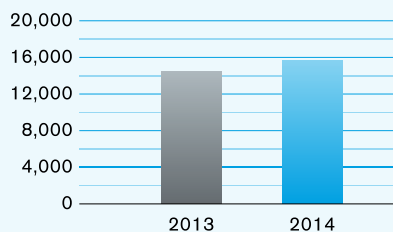
0.96% ↑
Growth

2014: Rs. 74,442 Mn.

2013: Rs. 73,736 Mn.

Profit Before Tax

(Rs. Mn.)



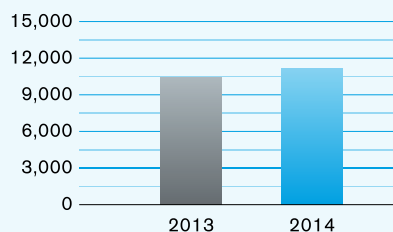
8.45% ↑
Growth

2014: Rs. 15,736 Mn.

2013: Rs. 14,511 Mn.

Profit After Tax

(Rs. Mn.)



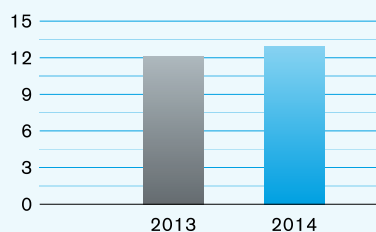
7.03% ↑
Growth

2014: Rs. 11,180 Mn.

2013: Rs. 10,446 Mn.

Basic Earnings per Ordinary Share

(Rs.)



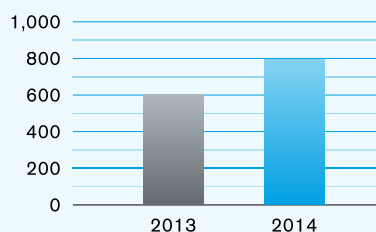
6.94% ↑
Growth

2014: Rs. 12.94

2013: Rs. 12.10

Total Assets

(Rs. Bn.)



31.29% ↑
Growth

2014: Rs. 795,610 Mn.

2013: Rs. 605,988 Mn.